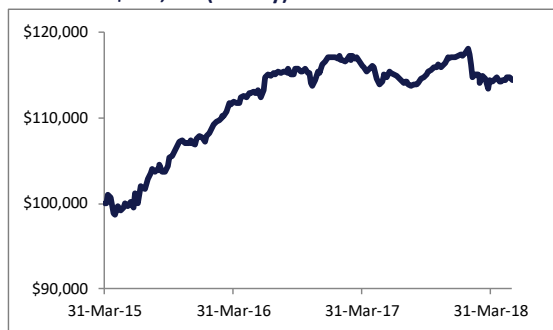


EHP Guardian Fund

Returns (Class F units, net of all fees and expenses)

	JAN	FEB	MAR	APR	MAY	JUN	JUL	AUG	SEP	OCT	NOV	DEC	YTD
2018	0.2%	-2.5%	-0.1%	-0.2%	0.1%								-2.4%
2017	-0.3%	0.1%	-0.6%	0.1%	-1.1%	0.1%	-0.6%	-0.3%	0.9%	0.9%	1.0%	0.1%	0.2%
2016	1.0%	1.2%	1.6%	0.6%	0.2%	1.6%	0.3%	0.3%	0.4%	-0.5%	0.2%	1.5%	8.7%
2015				-1.0%	1.2%	0.4%	2.2%	1.0%	1.4%	1.8%	0.1%	0.4%	7.8%

Growth of \$100,000 (weekly)



Risk/Reward Analysis

	Fund	AGG Bond	S&P TSX	S&P 500
Annualized Return	4.3%	1.1%	5.4%	11.2%
Annualized Std Dev	3.2%	2.7%	7.4%	10.0%
Winning Months	74%	55%	63%	76%
Average Monthly Gain	0.7%	0.6%	1.7%	2.1%
Average Monthly Loss	-0.7%	-0.5%	-1.7%	-2.8%
Largest Drawdown	-2.7%	-3.3%	-13.8%	-8.4%
Sharpe Ratio	1.4	0.4	0.7	1.1
Fund Correlation		31.1%	13.1%	24.3%
Fund Beta		0.36	0.05	0.07
Net Exposure	47%			
Gross Exposure	140%			

Compound Total Returns (%)

	3 Mo	6 Mo	1 Yr	3 Yr	Incep.
Fund	-0.1%	-2.4%	-0.4%	4.5%	4.3%

Source of Returns for Most Recent Month

Returns from Longs	0.5%
Returns from Shorts	-0.4%

Commentary

The EHP Guardian Fund Class "F" units increased 0.1% for the month of May versus a gain of 3.1% for the TSX Composite and 2.4% for the S&P 500. Gains came from the long side of the portfolio as equity markets continued to recover from the winter correction, but were mostly offset by losses on shorts as lower quality, more volatile stocks outperformed again. Our Credit strategy had small losses with high yield bonds up marginally in absolute terms, but with spreads widening as investors sought safe havens from the political turmoil in Italy and bid up beaten-down sovereign debt.

May was another volatile month from a macro perspective, with equities, interest rates, commodity prices (particularly crude) and currencies all experiencing large moves intra-month. Globally, market returns were mixed with North American indices posting strong returns, while most other markets, including Eurozone and EM ended down, as a combination of sluggish economic data, trade issues, strong USD, and political noise contributed to weaker markets. Growth and momentum stocks once again led returns around the globe, best evidenced by the tech-heavy NASDAQ up 5.5% for the month. While high-beta stocks continue to see a persistent bid, their low-beta brethren, dominated by high yielding/dividend names, continue to come under pressure. In an encouraging signal for markets, breadth widened out beyond FAANG-like stocks as small caps hit new highs during May.

With sentiment surrounding the energy sector improving, we have been fielding a lot of questions of how our funds are positioned for further sector strength. For the better part of the last two years, we have benefited from having been generally net short energy stocks, given they were both expensive and declining. As of late however, energy stocks are increasingly exhibiting attributes that we look for, namely; attractive valuations and positive price momentum. As a result, we have seen short covering while incrementally adding names to the long side of our portfolio, leaving our funds, on average, net long for the first time in a while. We are of the view that should crude prices hold or move higher, the sector is in the early stages of a considerable move higher and that our positioning will adapt to participate as our process identifies more names to own. If earnings revisions are any indication of potential, it is worth noting that energy stocks are the strongest of all sectors on that measure.

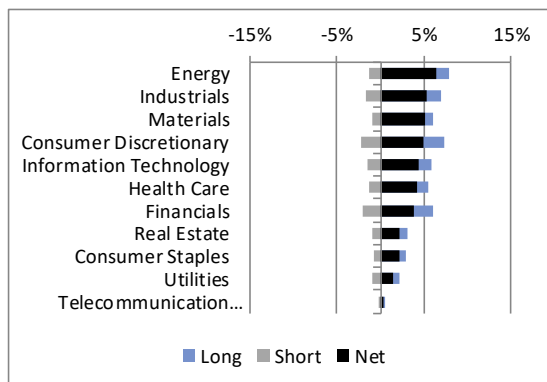
We entered May recognizing that there were some "green shoots" in terms of sentiment and trend improvement following the February correction. With markets continuing recent strength, our tactical indicators had us shifting our exposures higher, leaving us "risk on" across all markets and strategies as we enter June. We recognize that investors are struggling with where we are in this unconventional cycle, reconciling near term data that suggests no fear of an imminent recession, while recognizing that we are long in the tooth for this bull run. While we have held the view for some time that markets were late-cycle, expensive and overbought, the combination of the market pullback and strong recent earnings has left valuations considerably more reasonable. While we still believe we are late cycle, we are probably not "end of cycle", and this market may yet have another leg higher over the balance of the year. Regardless of whether this move higher turns out to be short lived or has a lot further to go, we stick to our rules based process, which for the time being has our funds with overall exposures and risk levels at the higher end of their targeted ranges.

EdgeHill Partners
45 Hazelton Ave
Suite B
Toronto, Ontario
M5R 2E3

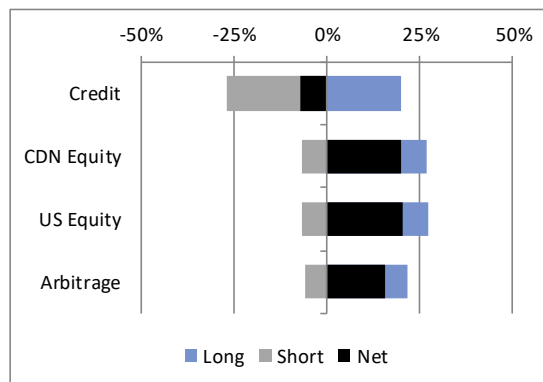
(416) 360-0310
info@ehpfunds.com
www.ehpfunds.com

Fund Structure

Sector Allocations % of NAV



Capital Allocations % of NAV



Canadian Equity - Top 10 Longs

WSP Global Inc	1.0%
Magna International Inc	1.0%
West Fraser Timber Co Ltd	1.0%
Morneau Shepell Inc	0.9%
Norbord Inc	0.8%
Extencicare Inc	0.8%
Dream Global Real Estate Inves	0.8%
Canadian Tire Corp Ltd	0.8%
Enghouse Systems Ltd	0.8%
Husky Energy Inc	0.8%

U.S. Equity - Top 10 Longs

General Motors Co	0.6%
Boeing Co/The	0.6%
Paychex Inc	0.6%
Marathon Petroleum Corp	0.6%
Garmin Ltd	0.6%
Pfizer Inc	0.6%
Western Union Co/The	0.6%
Valero Energy Corp	0.6%
LyondellBasell Industries NV	0.6%
Aflac Inc	0.6%

Fund Information

The Fund constructs a long/short portfolio of equities and income-producing securities by buying quality, high yielding, rising stocks and shorting overvalued, declining, volatile stocks. The Fund actively hedges equity and interest rate risk to preserve capital in declining markets or rising interest rate environments. The Fund emphasizes a disciplined process of stock selection, risk control and liquidity. The Fund targets annual returns of 6-8% inclusive of its cash distribution and net of all fees.

Portfolio Managers:	Jason Mann, Ian Fairbrother
Fund Structure:	Mutual Fund Trust
RSP Eligible:	Yes
Fee Structure:	A, UA: 2% Mgmt Fee, 20% Perf Fee F, UF: 1% Mgmt Fee, 20% Perf Fee
Subscription Amounts:	\$25,000 Minimum
Subscriptions:	Weekly, Friday 4pm deadline
Redemptions:	Weekly, 1 day notice A/F, 2 day UA/UF

Fund Risk Rating:	Low to Medium
Reporting Frequency:	Weekly
Fund Codes:	\$CAD: EHP300A / EHP300F \$USD: EHP300UA / EHP300UF
High Water Mark:	Yes, Perpetual
Fund Administrator:	SS&C CommonWealth
Prime Brokers:	Bank of Nova Scotia, CIBC
Legal / Auditors:	McMillan LLP / KPMG LLP

EdgeHill Partners
45 Hazelton Ave
Suite B
Toronto, Ontario
M5R 2E3

(416) 360-0310
info@ehpfunds.com
www.ehpfunds.com

DISCLAIMER: Performance returns refer to initial series of Class "F" Units, and are net of all fees and certain operating expenses. Partial year returns are unaudited. Returns are annualized and since inception unless otherwise noted. Statistics are calculated using monthly returns unless otherwise noted. Allocations are represented as percentages of net assets. Index statistics use total return indices. The composition of the Funds' portfolio could differ significantly from the index due to the investment strategy employed, and includes differences such as use of credit strategies, use of equal weight positions, use of short positions, varying fund net exposure, varying currency exposure, and investing in small capitalization stocks. Please see "Investment Strategies" in the Confidential Offering Memorandum for more details. Fund Risk Rating is defined in the "Risk Factors" section of the Offering Memorandum. This presentation is not an offer to sell nor a solicitation of an offer to purchase interests of the Funds. The Manager reserves the right to change any terms of the offering at any time. Offers and sales of interests in the Funds will be made only pursuant to an offering memorandum, complete documentation of the relevant Fund and in accordance with the applicable securities laws, and this presentation is qualified in its entirety by reference to such documentation, including the Risk Factors and Potential Conflicts of Interest disclosure set forth therein.