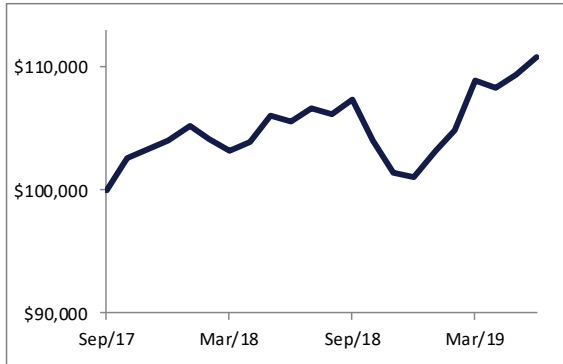


EHP Advantage International Fund

Returns (Class F units, net of all fees and expenses)

	JAN	FEB	MAR	APR	MAY	JUN	JUL	AUG	SEP	OCT	NOV	DEC	YTD
2019	2.1%	1.7%	3.8%	-0.5%	1.1%	1.3%							9.7%
2018	1.1%	-1.0%	-0.9%	0.8%	2.0%	-0.4%	1.0%	-0.4%	1.1%	-3.1%	-2.5%	-0.4%	-2.9%
2017										2.6%	0.7%	0.8%	4.1%

Growth of \$100,000 (monthly)



Risk/Reward Analysis

	Fund	MSCI EAFE
Annualized Return	6.0%	2.8%
Annualized Std Deviation	5.7%	11.8%
Winning Months	62%	52%
Average Monthly Gain	1.5%	2.9%
Average Monthly Loss	-1.2%	-2.6%
Largest Drawdown	-5.9%	-12.4%
Sharpe Ratio	1.1	0.2
Fund Correlation		56.8%
Fund Beta		0.26
Net Exposure	93%	
Gross Exposure	169%	

Compound Returns (%)

	1 Mo	3 Mo	6 Mo	1 Yr	Incep.
Fund	1.3%	1.8%	9.7%	4.9%	6.0%

Commentary

The EHP Advantage International Fund Class “F” units increased +1.3% for the month of June. Equity strategies in all regions other than Japan had gains, as profits on longs more than offset losses on shorts. June was a “whipsaw” month to a degree, with the fund having partially geared down risk in May, only to quickly gear back up as markets bounced higher. In general, value stocks were strongest while strong price momentum and low volatility stocks reversed recent gains. Our Credit Momentum strategy had gains as our rotation in May from high yield into 30-yr U.S. Treasuries paid off, and a subsequent move back into high yield in early June further added to profits.

After a meaningful setback for equity markets in May, indices snapped back in June, erasing all the losses and leaving markets largely flat on a two-month basis. While trade tensions, slowing global growth and the uncertainty surrounding central bank policy hammered stocks last month, those concerns were brushed aside during June as trade fears dissipated at the same time the Fed and the ECB offered up accommodative language. Despite the rally in stocks, sovereign bonds globally remained well-bid as investors continued to hold on to their safe-haven assets. A curious divergence has formed in markets with stock indices at or near all-time highs, with defensive treasuries, gold and bond-proxies leading, while at the same time investor sentiment indicators are quite bearish in terms of outlook and positioning. With global growth continuing to weaken and earnings expectations wavering, the bond market has likely forced the Fed’s hand and we should expect a rate cut in the coming months.

In terms of how this divergence resolves itself, there are a few likely paths. It’s possible that a quick, aggressive rate cut and true resolution of the trade war with China effectively “kicks the can” and global growth turns back up. Safe-havens would sell off and cyclical value stocks would rally, an outcome for which many are poorly positioned. It’s equally likely, in our view, that the Fed eases cautiously and that tariffs and trade wars will continue to be an ongoing feature of U.S. policy as the Trump administration tries to reshape the global supply chain and weaken China’s influence. Global growth, which was already declining before the trade war began, may push further to the downside, ending this already long-in-the-tooth economic cycle. In this scenario, the bond market is “correct” in terms of anticipating slowing inflation and falling yields, and equities overall are overpriced at these levels, particularly expensive growth stocks that have had yet another run higher this year.

While we don’t make predictions, we do adapt risk to reflect market conditions, and the fund is relatively balanced between these two scenarios in terms of sector and beta exposures. While we enter July with the fund “risk on” in terms of allocations, the underlying stock selections are quite defensive, with an emphasis on higher quality, lower volatility stocks that should hold up well if indices turn lower again. Time will tell which scenario plays out (or whether something completely different emerges), but in any case, our process of adapting risk to reflect changing trends will help us navigate these expensive, late cycle markets.

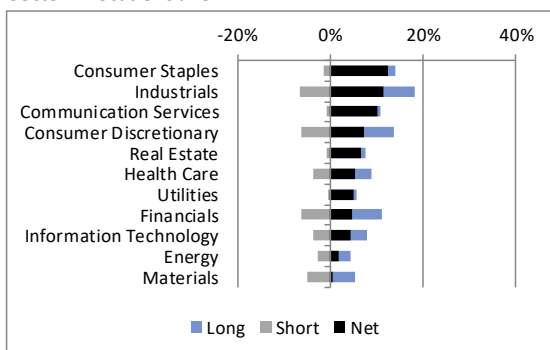
EdgeHill Partners
45 Hazelton Ave
Suite B
Toronto, Ontario
M5R 2E3

(416) 360-0310
info@ehpfunds.com
www.ehpfunds.com

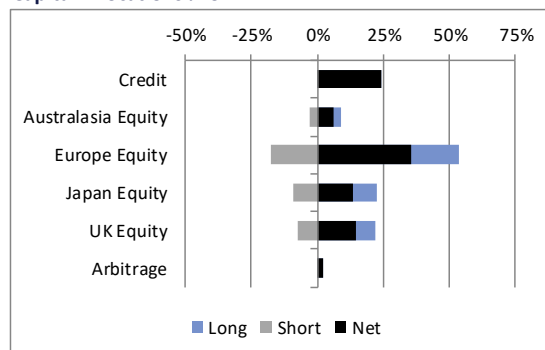
EHP Advantage International Fund

Fund Structure

Sector Allocations % of NAV



Capital Allocations % of NAV



Top 10 Equity Longs

Christian Dior SE	1.1%
Swisscom AG	1.1%
Orsted A/S	0.9%
LVMH Moet Hennessy Louis Vuit	0.9%
Nestle SA	0.9%
Iberdrola SA	0.9%
Amadeus Fire AG	0.9%
Ferrari NV	0.9%
Teleperformance	0.9%
Carlsberg A/S	0.9%

Top 10 Equity Shorts

Autoneum Holding AG	-0.3%
Argenx SE	-0.3%
Bayer AG	-0.3%
Outotec OYJ	-0.3%
zooplus AG	-0.3%
Deutsche Bank AG	-0.3%
Prysmian SpA	-0.3%
Golden Ocean Group Ltd	-0.3%
Maisons du Monde SA	-0.3%
Odfjell Drilling Ltd	-0.3%

Fund Information

The Fund constructs a long/short portfolio of International equities and credit by buying undervalued, rising, stable stocks and shorting overvalued, declining, volatile stocks. The Fund actively gears down risk in declining markets and tilts toward more defensive stocks and strategies to preserve capital. The Fund emphasizes a disciplined process of stock selection, risk control and liquidity. The Fund targets annual returns of 10-12% net of all fees.

Portfolio Managers:	Jason Mann, Ian Fairbrother, James Park	Fund Risk Rating:	Low to Medium
Fund Structure:	Mutual Fund Trust	High Water Mark:	Yes, Perpetual
RSP Eligible:	Yes	Fund Administrator:	SS&C Commonwealth
Redemptions:	Weekly, 0 days notice	Prime Brokers:	Bank of Nova Scotia
Reporting Frequency:	Weekly	Legal / Auditors:	McMillan LLP / KPMG LLP

DISCLAIMER: Performance returns refer to initial series of Class "F" Units, and are net of all fees and certain operating expenses. Partial year returns are unaudited. Returns are annualized and since inception unless otherwise noted. Statistics are calculated using monthly returns unless otherwise noted. Allocations are represented as percentages of net assets. Index statistics use total return indices. The composition of the Funds' portfolio could differ significantly from the index due to the investment strategy employed, and includes differences such as use of credit strategies, use of equal weight positions, use of short positions, varying fund net exposure, varying currency exposure, and investing in small capitalization stocks. Please see "Investment Strategies" in the Confidential Offering Memorandum for more details. Fund Risk Rating is defined in the "Risk Factors" section of the Offering Memorandum. This presentation is not an offer to sell nor a solicitation of an offer to purchase interests of the Funds. The Manager reserves the right to change any terms of the offering at any time. Offers and sales of interests in the Funds will be made only pursuant to an offering memorandum, complete documentation of the relevant Fund and in accordance with the applicable securities laws, and this presentation is qualified in its entirety by reference to such documentation, including the Risk Factors and Potential Conflicts of Interest disclosure set forth therein.

EdgeHill Partners
45 Hazelton Ave
Suite B
Toronto, Ontario
M5R 2E3

(416) 360-0310
info@ehpfunds.com
www.ehpfunds.com